








Chassis thickness: 3mm
Interior SS sheets: 0.5mm

Steel structure with sandwich panel with a 5mm layer of isolation for water and heat resistance. Outside layer is made of galvanized sheets to insure no rust and is UV repelling. Covered in a waterproof sticker for the submitted design.

flooring is made of plywood and covered in SS sheet. Tables are made of steel structure and on top covered by a SS sheet, shelves are made of aluminum.

	Isolater
	13amp Socket
	LED Light
	LED spot Light
	Electrical DB

